

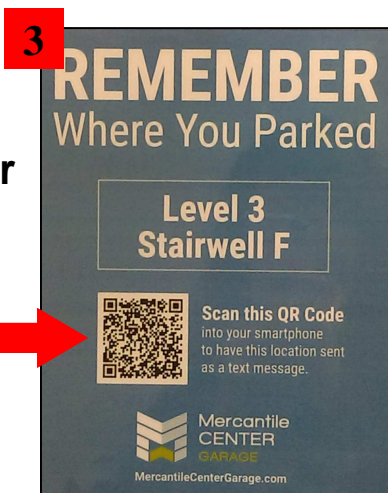
Wayfinding signs have been installed at Mercantile Center Garage!

You'll never forget where you've parked your car!

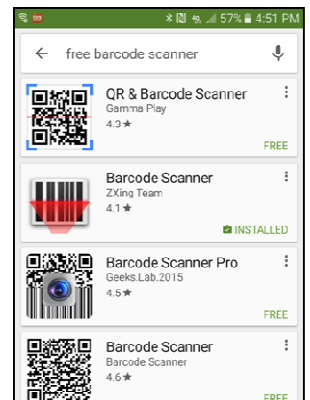
How To Use QR Wayfinding Codes:

1. QR Wayfinding signage has been installed on each level near all of the stairwells and elevator lobbies.
2. Go to the sign closest to where your car is parked.

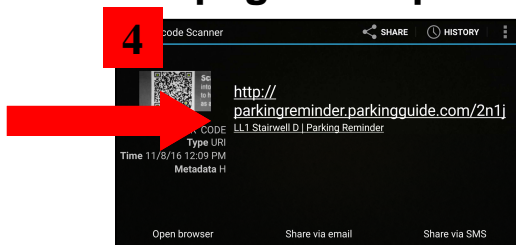
3. Scan the QR code using a barcode scanner on your smartphone.*



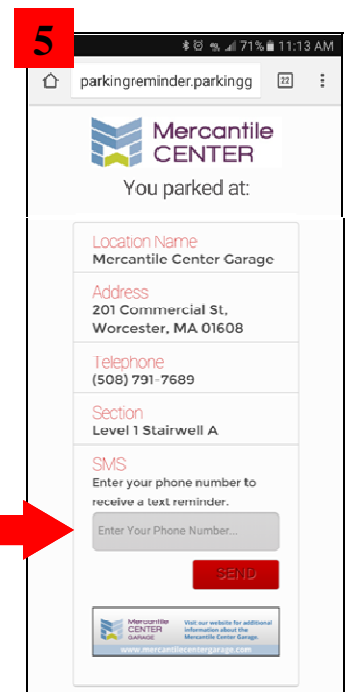
*If you don't have a barcode scanner, you can download a free scanner from the Apple or Play Store.



4. After scanning the QR code, a link will populate on your screen. Click the screen and a webpage will open.



5. Enter your phone number in the open field.



6. You will receive a text message with your parking location.

